

UtiliTrac | The standard
in pipe and cable detection



UtiliTrac

Design meets functionality

The **UtiliTrac** sets new standards in locating underground pipes and cables.

Its ergonomic design and intuitive trigger controlled functions ensure comfortable and effortless work even when used over the full working day.

The **UtiliTrac** folds and is carried in the signal generator's case and, weighing only 7 kg, can easily be transported by hand or is compactly stowed in your vehicle.



The receiver


The display

The “compass” display shows the user the orientation and location of the service being traced and is not dependant on the locator's orientation i.e. it works in any direction. Depth to the service and signal strength is shown allowing you to see if you are still tracing the correct service or if perhaps the signal has “jumped”.



Operation

Single trigger operation provides the user with intuitive and simple navigation through the menu. The unit can automatically scan and tune to active frequencies or be tuned at the user's discretion.



Compact design

The **UtiliTrac** is the first folding receiver which can be perfectly stowed in the compact generator case.



The aerial

The new aerial technology allows the **UtiliTrac** to clearly indicate pipelines and sondes in the screen display.



The G100 signal generator

The carrying case

The compact design and the patented aerial construction make the 10 W transmitter **G 100** the perfect partner for the receiver. The aerial construction provides above-average inductive coupling strength, allowing a greater distance between the transmitter and the receiver.



The control unit

Both the frequency and the current can be adjusted clearly and quickly using the arrow keys. The user can also select an energy-saving "pulsed output".



The battery display

A long life lithium ion rechargeable battery provides operating time of up to 36 hours. The battery status is indicated by LEDs.





Capacitive coupling

The **G 100** offers the user two signal outputs for the "simultaneous" tracing of two different, parallel services with different frequencies.

As soon as two cable sets are connected to the **G 100**, the operator can adjust them individually to the control unit.



Accessories

Sondes	Type	Location depth	Dimensions (L x Ø)	Power supply	Operating time
	SR-116Kx (116 kHz)	11,5 m	140 x 19 mm	6 V lithium battery	approx. 8 h
	SR2-640 (640 Hz)	4,2 m	178 x 32 mm	AAA "micro", LR03, 1.5 V	approx. 20 h
	SR2-116x (116 Hz)	18 m	178 x 32 mm	AAA "micro", LR03, 1.5 V	approx. 10 h
	Cartridge 3350 (116 kHz)	4,4 m	49 x 14 mm	Button cell "393" silver oxide	approx. 10 h
	Mini pig transmitter "A" (42 kHz)	5 m	110 x 15 mm	Button cell "393" silver oxide	approx. 10 h



Glass fibre probes (suitable for coupling):

- Glass fibre rod – 60 m / Ø 6 mm
- Glass fibre rod – 100 m / Ø 6 mm
- Glass fibre rod – 60 m / Ø 4.5 mm



Cable clamps:

- AZ 135 – pipelines up to Ø 135 mm
- AZ 5 – pipelines up to Ø 50 mm
- AZ 11 – pipelines up to Ø 110 mm



As an **alternative** to the **G 100** signal generator, with 10 W transmitting power, the more powerful **G1** generator with up to 50 W transmitting power can be used. There are various accessories available for this generator.

Please contact us for a comprehensive quotation, including additional technical specifications and information on accessories.